








How To Identify Vehicles








When acting as a flagger vehicles are passing your flagger station very quickly. If a vehicle fails to stop or causes other violations at you station how do you identify that car to the police? The following are some tips on identifying vehicles.

1. You can probably identify the make and model of vehicles you have owned and popular types of vehicles. The following are a list of vehicle types.



















Commuter vehicles

	
Sedan (4 doors, trunk separate or passenger area)	Coupe (2 doors)
	
Hatchback (2 or 4 doors, 2 windows on sides, trunk opens to passenger area)	Wagon (3 windows on the side, hatch in back)
	
Crossover (combination of SUV and hatchback)	SUV (similar to crossovers but larger)
	
Minivan (3 rows of seats, usually has sliding door on one or both sides)	

Non-commuter vehicles

	Sports cars (mostly 2 door, low to the ground with sleek styling)
Pickup trucks	
Regular (2 doors, single row of seating)	
Crew (4 door, seating for 5 or 6 with bench in front)	
Extended or Super (an area of space is behind the first row, may have fold)down seats, typically has suicide doors)	
Cab-Forward (front seating is on the front axial or engine, popular outside the US)	
	
Off-Road vehicles (classified as SUV but can handle off road terrain)	Vans (these vans can carry a lot of cargo or passengers, they have double doors in the back)

Commercial vehicles

		
Agricultural Truck	Box or Straight Truck	Bucket Truck
		
Ice Cream Truck	Pickup with Fifth Wheel	Pump Truck
		
Car Carrier	Catering Truck	Cement Mixer
		
Refrigerated Truck	Stake Body Truck	Step Van
		
Delivery Van	Dump Truck	Flatbed Truck
		
Tank Truck	Tow Truck	Truck Tractor

How To Identify Vehicles (continued)

2. Look for the make or brand of the vehicle. Styling details (grill or headlights/taillights design) and brand logos help to identify the vehicles.



3. What other things make this car stand out from other vehicles. It is great if you can get the license plate number or part of it. Unfortunately a lot of times you cannot. Remember to radio your flagging partner so they may be able to get more information on the vehicle as it passes. Also note the following in your observation.



Color of the vehicle



Are there bumper stickers
(where they are placed on vehicle)



Is there damage on the vehicle (where it is on vehicle)

Remember to stay safe. Getting information on the errant vehicle is a great help to police, but do not jeopardize your safety or that of the traveling public in order to do so.